





NationWide

Sample Guide - Microbiology

A guide to help you provide the correct samples. Photographs of swabs or receptacles are accompanied by their description and major indications for use



Routine Culture

Sterile plain tube		Culture of fluid, washes or tissue (wrap tissue in a sterile, saline soaked swab to avoid dessication)	
Charcoal Swab	Charcoal transport media	Use for all submissions requiring cultures. Essential for organisms destroyed by light (CEMO); preferred for Bordetella bronchiseptica	
Plain Swab	No transport media	Use for PCR. Dry swabs can be moistened in sterile saline prior to sampling	
Virology Swab	Viral transport media	Use for Virus isolation	

Urinalysis and culture

Boric Acid (Red top)	Bacteriostatic	Urine culture, when transit time to the laboratory >2 hrs		Fill the tube to the line to avoid too high a concentration of boric acid which may have a bactericidal effect on some Gram-ve organisms For samples obtained by cystocentesis preservative may not be required
Plain Tube (White top)		Urine sediment examination and chemical analysis		

Faecal analysis and culture

Universal Containers (A) without spatula or (B) with spatula	 A  B	A minimum of 10g of faeces is required Faecal pathogens may be shed intermittently, where possible submit 3 samples collected at 48 hour intervals as a single pooled sample If submitting feline faeces for Tritrichomonas PCR, multiple samples should be collected over 24 hours and submitted without cat litter
--	--	--

Blood and Joint fluid culture

Samples will be incubated for up to 10 days prior to culture

Joint fluid culture

Inoculate 5ml of Fast Anaerobe broth with 0.5ml of synovial fluid



Blood culture

Inoculate 50ml of Fast Anaerobe broth with 5ml of blood



General enquiries: 01253 899215